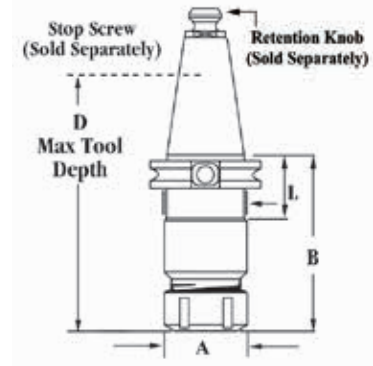


CAT40 & Straight Shank ER40 Collet Chucks

(Balanced to G2.5@18,000 RPM)



- Small diameter nose well-suited for working in close quarters
- Increased flexibility for milling, drilling, and reaming
- Flush precision collet nut, grips tool close to cutting edge for accuracy and rigidity
- Concentric to .0002" TIR puts tool precisely on spindle center line
- AT3 or better shank taper allows for accurate, rigid toolholder-to-spindle mount
- Wide range collets reduce collet and toolholder inventories
- Fully ground flange and V-groove is easy on tool changers for less spindle and changer maintenance
- Through spindle coolant standard
- **ER40 Collets found on pages 610-612.**






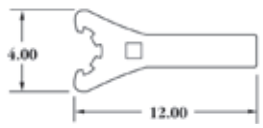

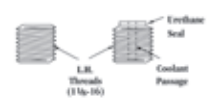
CAT40 ER40 Collet Chucks

Capacity	Taper	A	Gage Length (B)	D	L	Max. Nosepiece Torque	Part #
.086-1.023	CAT40	2.48	3.00	3.60	1.38	72 ft lbs	RC4ER40300
.086-1.023	CAT40	2.48	4.00	4.70	1.38	72 ft lbs	RC4ER40400
.086-1.023	CAT40	2.48	6.00	6.40	1.38	72 ft lbs	RC4ER40600

ER40 Straight Shank Collet Extension

A	B	D	L	Photo	Dimensions	Part #
2.48	6.0	1.25	3.5			RSSER40600

ER40 Parts & Accessories

Description	Photo	Dimensions	Part #
ER40 Replacement Nosepiece			RER40NPA
ER40 Collet Wrench†			RER40W
ER40 Stop Screw			RER40SS
ER40 Stop Screw Coolant Thru			RER40SSC

†Required for assembly.